

BAHAR ENERJİ ƏMƏLİYYAT ŞİRKƏTİ



BAHAR ENERGY OPERATING COMPANY

BEOC ANNUAL REPORT

2020

BAHAR ENERGY OPERATING COMPANY
ANNUAL REPORT
2020

Contents

<u>EXECUTIVE SUMMARY:</u>	3
<u>I - HEALTH, SAFETY & ENVIRONMENT:</u>	9
<u>II - PRODUCTION / OPERATIONS:</u>	11
<u>III – CONSTRUCTION:</u>	21
<u>IV – SUBSURFACE:</u>	27
<u>V - FINANCE:</u>	27
<u>VI – LEGAL PROCESS:</u>	31
<u>VII – HUMAN RESOURCES:</u>	32
<u>VIII– ADMINISTRATION & SECURITY:</u>	33
<u>IX – PROCUREMENT & MATERIALS:</u>	35
<u>X – IT:</u>	36

EXECUTIVE SUMMARY: *Reported by the President***a) HSE:**

- During 2020, there were two minor vehicle incidents. No one was hurt, but in both cases, vehicles sustained damage.
- TRIR in 2020 was 0.14 and one LTI. A total of 613 Permits to Work were issued, and 1029 stop cards were submitted in 2020.
- No hydrocarbon releases occurred throughout the year.
- During the period, a total of 1,169 workers participated in various safety training at the various BEOC worksites.
- BEOC Board approved a BEOC Corona Virus Plan in Q1, 2020
- As preventive actions against coronavirus (COVID 19) infection spread, 25 special hand sanitizer dispensers were installed in BEOC premises. BEOC Offices and employee buses are being regularly sanitized by our HS&E team.
- Workers' temperatures are being measured at the "Gum-Deniz" island Checkpoint, and the workers with high temperatures are sent to the medical clinic.

b) Production:

- Gum Deniz oil production in 2020 averaged 571 Bopd, down 86 Bopd from 2019. Oil production was down due to limited oil sales in May and June due to the low oil price.
- Bahar gas production averaged 19.4 MMcfd, up about 1.0 MMcfd from 2019, mainly due to the successful recompletion in BH169 well in the horizon IX, although production for Q4 was about 1.2 MMcfd below budget due to the delays in crane vessel support for the movement of workover rigs for gas workovers.
- Overall Production in Gum Deniz and Bahar suffered in 2020 due to offshore operations restrictions due to COVID-19 and poor weather limiting offshore access and activities.

c) Workovers:

- In Gum Deniz, numerous workovers were completed but the improvement in GD 445 well failed to offset the declines in GD wells 471, 477, 478, 417, and 418.
- In Bahar, improvements and return to production in Wells BH 167, 169, and 170 offset the declines in well BH 205, 241, 144, and 182.
- Workover Capex spending in 2020 was \$1,212K versus a budget of \$4.4 MM.

d) Construction:

- The refurbishment of GZU#3 continues with the installation of our 50-ton crane, and 10x10 meter steel panels have progressed with excellent progress to date.
- Construction CAPEX spending in 2020 was \$653K, and \$972K was spent on production equipment and facilities.

e) Subsurface

- Geology and simulation models are being initialized for BH-BIX, BX, FS, and BH-NKP.
- Work was completed, and the 2019 Bahar Year-End Reserves Report was completed on schedule.
- Work continues on the Plan of Development for the Bahar PSA. The POD should be completed by April for review with SOCAR

f) Budget:**Year on year Performance**

- Total Capex spending through 2020, was \$2.85 million versus \$5.24 million in 2019.
- Total Opex spending through 2020, was \$23.3 million, versus \$27.1 million in 2019.

- Total Revenue through 2020 was \$27.4 million, versus \$34.8 million budgeted. Almost \$8MM of the revenue shortfall was due to the lower oil prices in 2020.

The 2021 AWP&B program was completed and approved by the partners at the SC and CMC meeting on December 29, 2020.

Costs	USD '000 Proposed 2021 Budget
Recoverable Capital Costs (CAPEX)	12,847
Recoverable Operating Costs (OPEX)	22,177
Non-Recoverable Costs	54
Total Costs	35,078

g) General Management

- BEOC continues to monitor the Corona Virus situation cautiously, and it is complying with all SOCAR and Ministry directives to ensure a safe workplace for all our employees and contractors.
- BEOC continued to support the Government of Azerbaijan and local authorities in the Nagorno-Karabakh conflict throughout 2020 as military personnel return to BEOC and the local communities.

I– HEALTH, SAFETY & ENVIRONMENT: Reported by: Nuslet Safarov**a) Annual HSE statistics for 2020**

Quarter 1,2,3,4	LTI	Man Hours	TRIR	Incident/ Near Miss	PTW
Total	1	1431803	0.14	3	613

Legend:

- LTI: Lost Time Incident
- Man Hours: Total number of man hours worked
- TRIR: Total Recordable Incident Rate
- Near Miss: Near Miss Incidents number
- PTW: Permit to work

a) High Level HSE Comments:

3 Incidents happened during the reported period. The Incidents have been investigated and reported:

Near-miss incident

On 13.02.2020 at 15:20 BEOCL vice president Elshad Hasanov while driving company's rented vehicle Hyundai Sonata (plate number 90 PD 925) to the workplace (BEOCL Main office) he lost steering control and crash to pipeline pole structure.

No any personal injury but as a result of the collision some left parts of vehicle (bumper, left side door and mirror) were damaged.

Road Traffic Accident (RTA)

On 22.06.2020, a chain traffic accident occurred while the company car with plate number 99-PC-768 was moving from Zyxh to Hovsan. The company car got some damage but no injury to BEOC employees. Investigation is on-going.

Medical treatment incident

On 11.08.2020 at 09:35 snake bite incident was occurred with BEOCL rigger of the transportation department Musayev Kemaleddin Tofiq at the #2 compressor station. During the lifting of concrete plates by track-crane Kemaleddin Musayev got snake bite injury from his right hand finger by hidden snake under concrete plate. Injured Person was escorted to the toxicology hospital. He returned to his normal duties after healing period.

b) HSE Activity: Summary**HEALTH:**

- HSE department has been taking preventive disinfecting actions in the BEOC buildings and main roads against potential Corona Virus infection.
- As a preventive measures of the spread of coronavirus (COVID 19) infection and to be confident about health condition of workers before commencing crew change operation for the offshore stuff BEOCL organized medical check-up
- HSE department have started disinfecting the company rented buses as the number of confirmed cases of COVID-19 continues to rise.
- Installed 25 special dispensers for hand sanitizer regularly control and fulfil by HSE representatives at the BEOCL premises
- The body temperature of the workers coming to the work places have been measuring by a remote temperature meter at the "Gum-Deniz" island Checkpoint, and the workers with high temperatures are sent to the medical facilities located in the residential area.
- Informative and warning safety posters about COVID-19 pandemic were labelled at the workplaces.

- 660 requests to First Aid Room with non-work related diseases during the reported period were registered. All of them were rendered corresponding examination and treatment.
- Company and Contractor's bus drivers passed through daily medical examination at the Medical Point before work commencement.
- Sanitary-Hygiene condition of the company premises/sites was inspected. Treatment with insecticide, rodenticide and disinfectant of about 3300 m² were provided.
- Snake repellent treatment was provided at the Office administrative building's vicinity and at the site workshops.
- First Aid Kits were inspected across all BEOCL fields. All missing First Aid Kits and medicines were replenished.

SAFETY:

- General Safety induction was conducted for 68 newcomers (visitors, third party and company employees).
- In Accordance with Local regulation Evaluation of the Health and Safety knowledge of 71 BEOCL technical and engineering employees was carried out.
- 132 Safety inspections of BEOCL sites and work performance were carried out.
- 2 Safety Observation Sheets (SOS) were raised by HSE Department, required actions advised. All issued SOS were discussed with related department heads.
- 1029 STOP cards were collected from BEOCL facilities/Workshops/Platforms. All issued Cards were registered and analyzed.
- 12 Audits of Permit to Work process were carried out. PTW meeting was arranged.
- Firefighting equipment was inspected and registered. All empty fire extinguishers were collected from BEOCL sites and sent for refilling.
- 12 Emergency Drills were carried out as a part of the Emergency plan to assess response effectiveness of workforces at the onshore and offshore sites.
- Regular inspection and testing of the firefighting system and water pumps at the Oil Processing and Transportation Station.
- New rental vehicles were inspected according prepared check-list by HSE division.
- Technical Fire Inspection was provided at the BEOCL worksites by the FHN Fire Fighting Service.

ENVIRONMENT:

- BEOCL sewage water was disposed through Hovsan Sewage treatment plant.
- Waste segregation process was supervised by HSE engineers.
- Transportation of the production and domestic wastes was supervised.
- "Caspian Sea Monitoring department" of the Ministry of Ecology and Natural Resources with Ecology department of SOCAR conducted ecological monitoring on BEOCL fields according to the annual action plan.
- Representatives of the Caspian Monitoring Department of the Ministry of Ecology and Natural Resources took samples of produced water for analysis with a 2 hour difference from 5000 m³ tank farm area and east side of the platform #601 where it flows offshore.

- Annual Environmental Statistics

	Spills Number	Spill Volume	Comments
Total per year	0	0	0

a) Training and other activities:

According to BEOCL HSE Objectives and Targets Program (HS-08) the following HSE Campaigns was provided at the BEOCL work-places:

- "COVID 19 Work Health and Safety Induction," for 200 employees,
- "Guide to working safely during the coronavirus" for 200 employees
- "Basic offshore safety rules" for 315 employees
- "First Aid technique for injured person" for 117 employees
- "First Aid information for snakebite cases." for 50 employees
- "Bus driver responsibility during pandemic period" for 59 employees.
- "Rig skidding operation" for 42 employees
- "PTW procedure" for 5 employees
- "General safety rules" for 85 employees
- "Safety rules for marine transportation of workforce" for 75 employees,
- "Safe evacuation tactics" for 21 employees,

In Total 1169 BEOCL employees attended above mentioned HSE Campaigns.

II- OPERATIONS: *Reported by AliIskender Gurbanzade*

a) Oil and Gas Production Statistics in Gum-Deniz & Bahar in 2020

OIL and GAS Production 2020 Budget and Actual																		
Dec-20	Oil Shipped to sales Point Actual ton/day	One ton equal to barrel	Oil Shipped to sales Point Actual BOE	Oil Production Actual ton/day	Actual BOE for Oil	Oil Production Budget ton/day	Budget BOE for Oil (equal to barrel 7,4)	Gas Production Actual m3/day	Gas Production Actual scf/day	Gas Production BOE	Gas Delivery m3/day	Gas Delivery scf/day	Gas Delivery BOE	Gas Production Budget m3/day	Gas Production Budget scf/day	Budget BOE for Gas	Total Actual BOE	Total Budget BOE
January	93	7.41	686	94	693	109	807	503,369	17,776,476	2,963	493,553	17,429,824	2,905	580,000	20,482,700	3,685	3,591	4,491
February	85	7.47	634	86	644	109	807	520,695	18,388,344	3,065	510,541	18,029,755	3,005	616,000	21,754,040	3,913	3,639	4,720
March	86	7.47	640	86	645	110	814	563,562	19,902,192	3,317	552,572	19,514,080	3,252	617,000	21,789,355	3,920	3,892	4,734
Q1 Average	88	7.45	653	89	661	109	809	529,209	18,689,004	3,115	518,889	18,324,553	3,054	604,333	21,342,032	3,839	3,707	4,648
April		7.47		86	642	110	814	556,996	19,670,314	3,278	546,134	19,286,722	3,214	615,000	21,718,725	3,907	3,214	4,721
May	55	7.46	409	80	596	110	814	571,667	20,188,420	3,365	530,309	18,727,862	3,121	623,000	22,001,245	3,958	3,531	4,772
June	80	7.46	600	80	595	110	814	572,778	20,227,655	3,371	525,926	18,573,077	3,096	636,000	22,460,340	4,040	3,695	4,854
Q2 Average	45	7.46	336	82	611	110	814	567,147	20,028,796	3,338	534,123	18,862,554	3,144	624,667	22,060,103	3,968	3,480	4,782
July	80	7.43	595	66	489	110	814	567,785	20,051,327	3,342	540,580	19,090,583	3,182	644,000	22,742,860	4,091	3,777	4,905
August	85	7.41	629	54	403	110	814	559,590	19,761,921	3,294	517,637	18,280,351	3,047	655,000	23,131,325	4,161	3,676	4,975
September	85	7.36	625	65	477	110	814	641,868	22,667,568	3,778	591,686	20,895,391	3,483	645,000	22,778,175	4,098	4,108	4,912
Q3 Average	83	7.40	616	62	456	110	814	589,748	20,826,939	3,471	549,968	19,422,108	3,237	648,000	22,884,120	4,117	3,854	4,931
October	89	7.35	655	67	494	110	814	644,531	22,761,612	3,794	588,664	20,788,669	3,465	671,000	23,696,365	4,263	4,120	5,077
November	90	7.36	660	81	597	110	814	628,818	22,206,708	3,701	604,367	21,343,221	3,557	659,000	23,272,585	4,186	4,217	5,000
December	85	7.33	621	79	578	110	814	607,851	21,466,258	3,578	591,990	20,906,127	3,484	657,000	23,201,955	4,174	4,105	4,988
Q4 Average	88	7.35	645	76	556	110	814	627,067	22,144,859	3,691	595,007	21,012,672	3,502	662,333	23,390,302	4,208	4,148	5,022

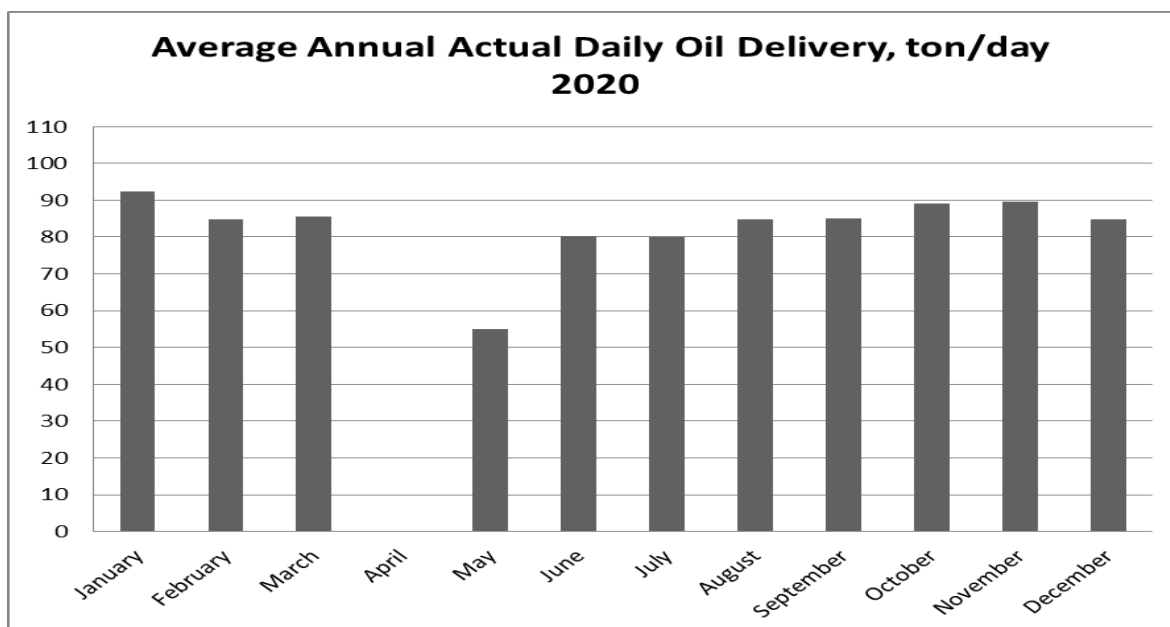
b) Production Statistics:

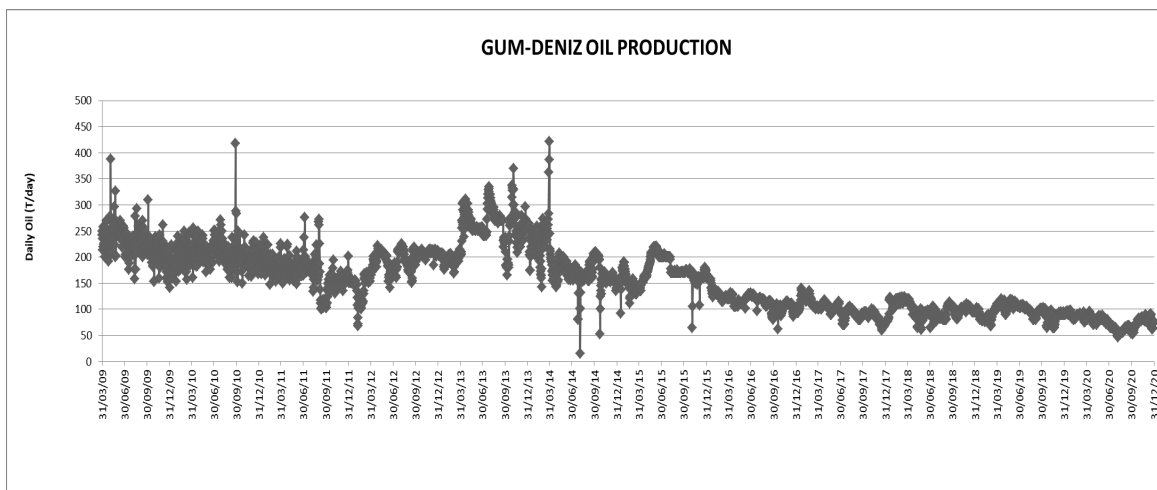
Production statistics for 2020 is shown in the schedule below. Annual oil production total was **28 168.705 tons (208 899.12 BOE)** and oil shipment total was **27 838.679 tons (206 448 BOE)**.

Annual gas production and delivery total was: **211 682 942 m³ (7 475 583 097 scf and 1 245 931 BOE)** **201 123 620 m³ (7 102 680 640 scf and 1 183 780 BOE)**.

c) Oil and Gas Production:

Month 2020	Oil shipped to sales Point Actual ton/day	Oil Production ACTUAL ton/day	ACTUAL BOE for Oil	GAS Delivery ACTUAL m ³ / day	GAS Delivery ACTUAL scf/ day	ACTUAL BOE for GAS	ACTUAL BOE
JAN	93	94	693	493,553	17,429,824	2,905	2,963
FEB	85	86	644	510,541	18,029,755	3,005	3,065
MAR	86	86	645	552,572	19,514,080	3,252	3,317
APR	0	86	642	546,134	19,286,722	3,214	3,178
MAY	55	80	596	530,309	18,727,862	3,121	3,365
JUN	80	80	595	525,926	18,573,077	3,096	3,371
JUL	80	66	489	540,580	19,090,583	3,182	3,342
AUG	85	54	403	517,637	18,280,351	3,047	3,294
SEP	85	65	477	591,686	20,895,391	3,483	3,778
OCT	89	67	494	588,664	20,788,669	3,465	3,794
NOV	90	81	597	604,367	21,343,221	3,557	3,701
DEC	85	79	578	591,990	20,906,127	3,484	3,578
Annual Average	76	77	571	549,497	19,405,472	3,234	3,396

d) Annual average oil Production**e) Gum Deniz historical oil production since 2009 is shown on the graph below.**



f) Gum Deniz Annual average daily oil production (m3) through 2020.

Well	January	February	March	April	May	June	July	August	September	October	November	December	Annual 2020	Annual 2019	Difference
470	2.05	2.05	1.86	2.10	2.57	2.01	2.09	2.15	2.28	2.05	2.11	2.27	2.13	2.53	-0.40
471	4.28	2.89	2.75	2.70	2.01	4.05	3.19	2.29	2.34	2.25	2.06	3.15	2.83	9.36	-6.53
038	2.02	2.48	3.10	3.74	3.56	2.43	3.12	2.69	3.04	3.30	3.07	3.70	3.02	5.12	-2.10
465	4.44	4.19	5.14	4.70	4.38	4.10	0.90	2.65	3.73	3.69	1.54	3.20	3.56	3.03	0.52
466	1.10	1.15	1.49	1.25	1.25	0.86	0.80	0.79	1.08	1.14	0.70	1.30	1.08	1.32	-0.24
467	0.84	0.00	1.21	2.34	2.89	2.03	2.10	0.50	2.70	2.50	2.01	1.75	1.74	2.79	-1.05
468	1.15	0.48	2.14	2.75	2.37	2.10	2.11	1.50	2.15	2.12	1.83	2.31	1.92	3.33	-1.41
006	2.03	2.03	1.70	1.62	1.58	1.22	1.35	1.23	1.55	1.43	1.00	0.79	1.46	2.13	-0.67
012	0.00	0.00	0.00	0.00	0.65	0.63	0.60	0.72	0.84	0.80	0.73	0.92	0.49	0.00	0.49
601	2.09	1.50	1.44	1.42	1.37	1.38	1.09	1.76	1.71	1.65	1.35	1.15	1.49	1.75	-0.26
477	4.37	4.10	4.13	3.42	3.45	2.23	1.07	0.28	0.54	0.44	0.20	0.12	2.03	4.04	-2.01
475	6.89	7.38	6.93	6.79	6.50	6.40	6.10	6.30	4.65	5.00	6.04	6.04	6.25	6.48	-0.23
009	1.98	1.97	2.13	2.16	2.08	2.06	2.02	2.15	2.25	2.21	2.20	2.15	2.11	2.13	-0.02
478	2.75	1.85	2.15	2.06	1.46	1.51	1.25	1.67	1.63	3.41	3.17	3.28	2.18	4.30	-2.12
479	7.64	6.87	9.29	6.41	6.10	6.00	5.47	5.17	5.16	5.00	5.17	4.55	6.07	7.74	-1.67
504	1.28	1.49	1.75	1.51	1.58	1.54	1.24	1.63	1.89	1.80	1.62	1.62	1.58	1.72	-0.14
502	0.00	0.00	0.00	0.00	0.00	0.00	0.00	0.00	0.00	0.00	0.00	0.00	0.00	0.41	-0.41
715	9.15	9.48	10.26	10.23	9.75	9.35	9.06	8.45	7.47	7.34	6.61	7.01	8.68	10.43	-1.75
716	2.44	3.42	3.75	3.56	1.43	0.57	1.11	1.83	2.13	2.04	1.35	0.80	2.04	2.11	-0.07
774	1.97	1.50	1.21	1.11	1.11	1.11	1.11	1.11	1.11	1.11	1.11	1.10	1.22	0.31	0.91
372	23.51	23.55	15.10	15.39	23.35	21.87	21.89	17.01	16.46	12.44	23.25	21.14	19.58	21.09	-1.51
456	0.00	0.00	0.00	0.00	0.00	0.00	0.00	0.00	3.69	3.30	2.14	2.00	0.93	1.67	-0.74
447	3.86	3.10	3.71	3.50	2.45	2.09	2.13	2.64	3.11	2.70	2.31	2.23	2.82	3.49	-0.67
020	1.57	1.00	1.06	0.00	0.00	0.00	0.00	0.00	0.00	0.00	0.00	0.00	0.30	2.26	-1.96
413	4.35	4.31	4.65	0.00	0.00	0.00	0.00	0.00	0.00	0.00	1.83	3.07	1.52	3.02	-1.50
414	9.82	11.45	8.12	6.35	5.07	9.64	10.83	11.17	11.48	11.43	10.63	8.02	9.50	10.16	-0.66
417	5.46	6.15	5.03	4.54	3.25	4.02	0.50	0.00	0.00	0.00	0.00	0.00	2.41	4.86	-2.45
418	4.49	4.65	5.16	4.72	2.62	3.69	0.71	0.00	0.00	1.20	2.31	0.00	2.46	4.76	-2.30
445	2.92	4.48	13.32	19.00	10.45	6.56	4.11	2.16	4.06	4.04	3.12	3.11	6.44	0.74	5.70
438	0.00	0.00	0.12	0.63	0.00	0.00	0.00	0.00	0.00	0.00	0.00	0.00	0.06	0.07	-0.01
412	3.65	3.45	3.65	3.94	2.05	4.22	4.03	0.52	0.00	0.80	3.02	2.68	2.67	1.49	1.18
444	3.75	4.45	1.51	4.15	0.19	0.45	0.23	0.23	0.53	0.54	0.23	0.23	1.37	0.33	1.04
430	6.46	0.00	0.00	0.00	0.00	0.00	0.00	0.00	0.00	2.14	9.75	9.65	2.33	0.68	1.65
Total													104.28	125.65	-21.37

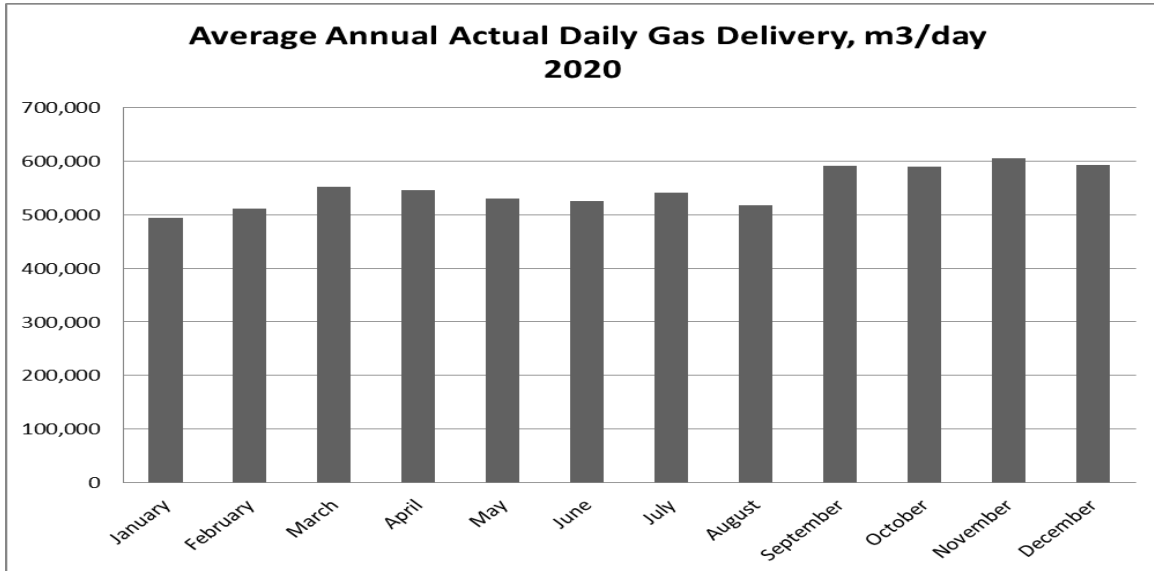
g) Fluid levels measured taken at Gum Deniz field during the 2020

Static and Dynamic fluid shots done at Gum-Deiz Field in 2020											
January	February	March	April	May	June	July	August	September	October	November	December
10 wells	15 wells	16 wells	14 wells	13 wells	14 wells	16 wells	18 wells	17 wells	21 wells	20 wells	17 wells
79 times	64 times	103 times	92 times	88 times	90 times	77 times	48 times	81 times	78 times	63 times	84 times

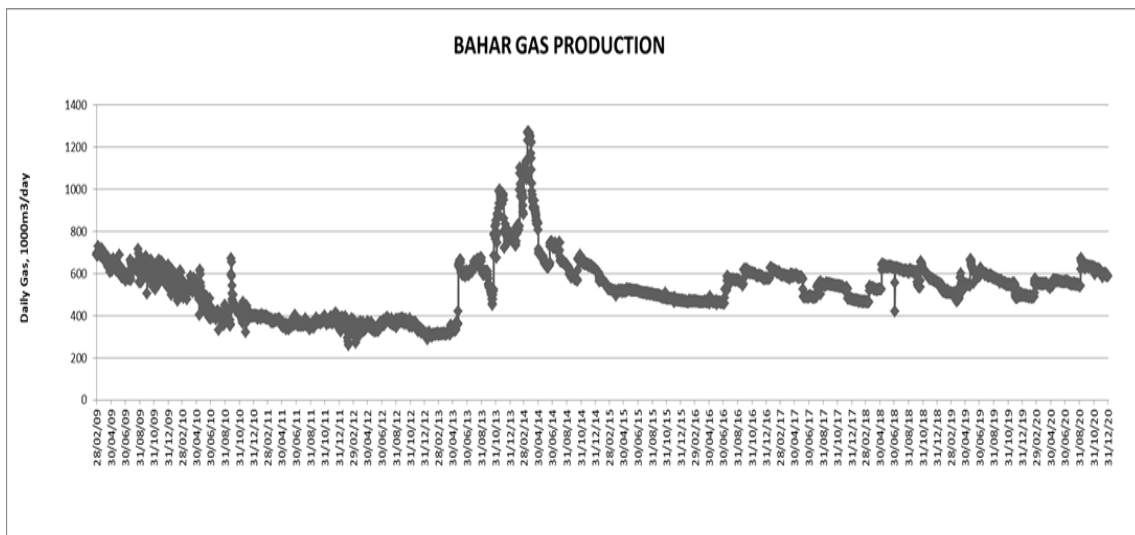
h) Report about wells working with Schlumberger ESPs in 2020:

Wells producing by "Schlumberger" ESP in 2020			
Well	RIH date	Failure Date	Run life / Day
372	11/22/2019	3/19/2020	129
	4/4/2020	9/29/2020	180
	10/10/2020	under operation	81
412	8/11/2019	8/5/2020	360
	10/25/2020	under operation	67
413	5/17/2019	4/3/2020	323
	11/13/2020	under operation	49
414	12/22/2019	under operation	374
417	5/5/2019	7/1/2020	421
	7/13/2020	8/3/2020	22
418	4/26/2019	7/6/2020	436
	9/24/2020	11/15/2020	52
430	12/4/2019	1/28/2020	56
	10/9/2020	under operation	83
467	10/26/2019	1/7/2020	73
468	12/15/2019	1/18/2020	35
475	1/2/2019	9/22/2020	630
	10/8/2020	under operation	84
477	10/5/2019	4/24/2020	202
	5/2/2020	6/17/2020	47
479	11/9/2016	under operation	1513
715	2/1/2019	under operation	699

i) **Bahar Production:** Bahar gas production is shown in the chart below on the basis of cubic meters per day.



j) Bahar historical gas production since 2009 is shown in the graph below. We can see an increase and decline causes of production through table following graph. The main reason for no increase in gas production from the Bahar field is the lack of vessel support which has not allowed BEOC to carry out the work plan



k) Average daily natural Gas Production (1000 m3) in Bahar Field through 2020

"Bahar" Annual Average Daily Gas Production (1000m3) 2020																
#	Well	January	February	March	April	May	June	July	August	September	October	November	December	Annual 2020	Annual 2019	Difference
1	123	0	0	0	0	0	0	0	0	0	0	0	0	0.00	0.00	0.00
2	182	0	0	0	0	1	1	1	1	1	1	1	1	0.67	8.84	-8.17
3	171	46	46	44	43	43	43	42	41	39	39	38	38	41.83	48.34	-6.51
4	146	0	0	0	0	0	0	0	0	0	0	0	0	0.00	0.00	0.00
5	164	0	0	0	0	0	0	0	0	0	0	0	0	0.00	0.00	0.00
6	175	78	78	77	77	77	77	78	78	78	78	78	78	77.67	78.37	-0.70
7	179	75	75	75	75	75	75	75	75	75	75	75	75	75.00	74.33	0.67
8	196	0	0	0	0	0	0	0	0	0	0	0	0	0.00	0.00	0.00
9	144	0	0	0	0	0	0	26	26	25	25	22	5	10.75	67.81	-57.06
10	241	52	51	51	50	49	49	49	48	47	46	45	45	48.50	58.13	-9.63
11	140	54	52	51	51	51	50	50	50	50	50	50	49	50.67	41.67	9.00
12	205	30	28	25	24	23	21	20	19	17	16	15	15	21.08	34.83	-13.75
13	209	0	0	0	0	0	0	0	0	0	0	0	0	0.00	0.00	0.00
14	177	0	0	0	0	0	0	0	0	0	0	0	0	0.00	0.00	0.00
15	83	37	37	37	37	37	37	37	37	36	36	35	35	36.50	35.51	0.99
16	167	0	26	76	76	76	67	64	60	54	51	48	40	53.17	0.00	53.17
17	169	0	0	0	0	0	0	0	0	96	105	101	100	33.50	0.00	33.50
18	173	0	0	0	0	0	0	0	0	0	0	0	0	0.00	8.02	-8.02
19	170	129	127	125	123	121	121	121	120	118	117	116	116	121.17	108.80	12.37
Total														570.50	564.65	5.85

Summary of routine support activities to production

Operation type	Completed Operations
Hot Diesel Operations in the wells	0
Hot Light Oil treatment in the wells	94 (12 wells)
Fluid Level Survey	947 (21 wells)
Sulfanol Treatment in the wells	7 800 kg
HCL Acid Treatment	3 times in Total 8 870 kq (2 wells)
Special Fluid (HF)	1 time 15 m ³ (1 well)
Special Fluid (5 m ³ HCl+0,5m ³ EGMBE)	5 500 m ³ (1 well)
Methanol	146 271 kg
Solvent	0 kg
Mono-Propylene Glycol	7 943 kg
Average injected Gas volume	424 671 m ³ /day
Scale inhibitor	29 383 liter
Alkan 202	5 529 kg
Oxygen scavenger	11 098(2 wells)

D) Transportation Division

Auto-Transportation Field Report 2020								
Description	Number	Work hours	Moto hours	Repair Hours	Milage km	Amount of works carried out		
						Number of Vehicles/hourly	Number of Vehicles/monthly	Number of Vehicles/daily
TRF	205							
Pulling Units serving for WO	9	6431.9	6431.9	1063				
Stationary Type Pump (V-12)	1	440	440	68				
Stationary Type Pump (V-16)	1			88				
Drawork (QBQ-120)	2	4580.5	4580.5	219				
Mobile Boiler Truck (Consisting of two parts)	1	46.5	48	60				
Cement Trucks serving all BEOC Departments	11	12370	1776.4	1126	263			
Water Tank Trucks of Autotransportation Workshop	3	5104	632	374	39613			
Other vehicles of Autotransportation field	7	8013.2	1329	254	8779.1			
Number of Trucks put back into service after a long term repair works						45/1179	8/months	102/233
Rented Heavy/Civil Plant trucks							21/months	
Rented Buses								

Auto-Transportation field Logistic Report for Lifting Operations			
2020			
Months	Orders	Weight (kg)	Hours
General	<u>Total: 776</u>	<u>Total: 8805000</u>	<u>Total: 2204</u>

m) Marine Subdivision Report for 2020

Marine Annual Report for 2020								
	DAYS	PASSENGER NO		TONNAGE	INCIDENT	REPAIR	SAILING	CANCELLATION
		OUTBOUND	INBOUND					
ULLUCHAY	174 days			8,323,325 kg	NO	6 days	TOTAL-411	TOTAL-142
MAGIC-1	186 days	3348	3363	32,870kg	NO	2 days		
SHIXLINSKI	2 days			264,000 kg	NO			
SLV-363	13 days			718,116 liter diesel fuel	NO			
XEZER-3	20 days			2,295,000 kg water	NO			
IRGIZ	4 days			478,744 liter diesel fuel 166,000 kg water	NO			
YARENQA	1 day			150,000 liter diesel fuel 65,000 kg water	NO			
SHIRVAN	4 days			588,000 kg	NO			
BMK	10 days (7 days stand-by due to weather)							

n) Electric Division

POWER/ELECTRICITY COST by QUARTER 2020

ACTIVE ENERGY					
LOCATION	I quarter	II quarter	III quarter	IV quarter	TOTAL
GumDeniz - Field	2,447,600	2,410,000	1,814,000	1,854,000	8,525,600
Compressor station 14	460,400	436,000	1,462,000	421,000	2,779,400
Compressor station 1	820,000	937,000	937,000	785,000	3,479,000
Compressor station 2	1,498,000	1,580,000	2,080,000	1,841,200	6,999,200
Avtomotika	21,472	25,331	24,346	22,800	93,949
Electric workshop	24,980	26,836	24,897	22,900	99,613
Oil Process	230,560	254,500	240,000	273,000	998,060
5000 area	462,000	516,000	517,000	451,000	1,946,000
Gas Process	28,093	15,282	10,798	18,094	72,267
Workover	141,412	173,485	141,005	128,881	584,783
Offices	240,660	136,383	153,380	155,252	685,675
Transportation	129,632	147,971	142,276	144,137	564,016
Laboratory	67,375	65,736	60,689	62,561	256,361
Construction	37,995	62,178	88,009	103,923	292,105
Water supply	442	111	154	378	1,085
TOTAL kWatt	6,610,621	6,786,813	7,695,554	6,284,126	27,377,114
TOTAL - AZN	504,200	517,638	586,949	479,298	2,088,085
COST AZN/kwatt					
0.076271187					
REACTIVE ENERGY kVAR	3,377,844	4,075,833	5,239,254	3,123,973	15,816,904

o) Workovers

POWER/ELECTRICITY COST by QUARTER 2020

ACTIVE ENERGY					
LOCATION	I quarter	II quarter	III quarter	IV quarter	TOTAL
GumDeniz - Field	2,447,600	2,410,000	1,814,000	1,854,000	8,525,600
Compressor station 14	460,400	436,000	1,462,000	421,000	2,779,400
Compressor station 1	820,000	937,000	937,000	785,000	3,479,000
Compressor station 2	1,498,000	1,580,000	2,080,000	1,841,200	6,999,200
Avtomotika	21,472	25,331	24,346	22,800	93,949
Electric workshop	24,980	26,836	24,897	22,900	99,613
Oil Process	230,560	254,500	240,000	273,000	998,060
5000 area	462,000	516,000	517,000	451,000	1,946,000
Gas Process	28,093	15,282	10,798	18,094	72,267
Workover	141,412	173,485	141,005	128,881	584,783
Offices	240,660	136,383	153,380	155,252	685,675
Transportation	129,632	147,971	142,276	144,137	564,016
Laboratory	67,375	65,736	60,689	62,561	256,361
Construction	37,995	62,178	88,009	103,923	292,105
Water supply	442	111	154	378	1,085
TOTAL kWatt	6,610,621	6,786,813	7,695,554	6,284,126	27,377,114
TOTAL - AZN	504,200	517,638	586,949	479,298	2,088,085
COST AZN/kwatt					
0.076271187					
REACTIVE ENERGY kVAR	3,377,844	4,075,833	5,239,254	3,123,973	15,816,904

<u>6</u>	June	GD 476	09.06.2020 - 17.06.2020	Recompletion	40-1-476-01-20	Completed - Successful
		GD 477	Started - 18.06.2020	Recompletion	40-1-477-01-20	Ongoing
<u>7</u>	July	BHR 169	Started - 12.07.2020	Fishing / Recompletion	40-2-169-01-20	Ongoing
		GD 477	18.06.2020 - 04.07.2020 Started - 31.07.2020	Recompletion	40-1-477-02-20	Completed - Successful
		GD 476	09.07.2020 - 19.07.2020	Recompletion	40-1-476-01-20	Completed - Successful
<u>8</u>	August	BHR 169	Started - 12.07.2020	Fishing / Recompletion	40-2-169-01-20	Ongoing
		GD 477	31.07.2020 - 11.08.2020	Recompletion	40-1-477-02-20	Completed - Successful
<u>9</u>	September	BHR 169	12.07.2020 - 05.09.2020	Fishing / Recompletion	40-2-169-01-20	Completed - Successful
		BHR 172	Started - 10.09.2020	Fishing / Recompletion	40-2-172-01-20	Ongoing
		GD 478	20.09.2020 - 29.09.2020	Recompletion	40-1-478-01-20	Completed - Successful
<u>10</u>	October	BHR 172	Started - 10.09.2020	Fishing / Recompletion	40-2-172-01-20	Ongoing
		BHR 197	Started - 27.09.2020	Fishing / Recompletion	40-2-197-01-20	Ongoing
<u>11</u>	November	BHR 172	Started - 10.09.2020	Fishing / Recompletion	40-2-172-01-20	Ongoing
		BHR 197	Started - 27.09.2020	Fishing / Recompletion	40-2-197-01-20	Ongoing
<u>12</u>	December	BHR 172	Started - 10.09.2020	Fishing / Recompletion	40-2-172-01-20	Deferred till BEOCL own Left Hand Drill Pipes availability
		BHR 197	27.09.2020 - 18.12.2020	Fishing / Recompletion	40-2-197-01-20	Completed - Unsuccessful due to casing collapse at 2828 m.

III– CONSTRUCTION: *Reported by AliIskender Gurbanzade*

a) Specific 2020 Highlights

- Installation of high voltage line cable supports in between the Island and intersection at the causeway at Gum-Deniz field.
 - *Status:* on-going.
- In order to connect the new 20 "product line in between GNAS-1 to the Tank farm 2000 with the existing technological system, made changes to the inlet and outlet lines of the tanks and laid additional connecting lines
 - *Status:* completed.
- Elimination of leaks in the area of "Gum-Deniz" area, 20 "production line #. 2 in between NBM-1 and GNAS"
 - *Status:* completed.
- Construction and installation works on setting up of injection system in order to maintain formation pressure in the well #520 in "Gum-deniz" area, PLT209a
 - *Status:* completed.
- Shelves Installation for storage of goods and materials in hangars 1 and 2 of the central warehouse area.
 - *Status:* on-going.
- Installation of a safety valve on the 8 "outlet gas line at CS1 and connection with the existing flare line.
 - *Status:* completed.

- Repair of demolished reinforced concrete pavement in various parts of the causeway road at Gum-deniz area
- *Status:* on-going.

- In order to ensure the stability of the causeway in the directions of the Island-intersection, intersection-PLT209 and intersection -PLT2, totally 65 piles of 9 ”and 10” new pipes were hammered, connecting the new piles with each other and the existing structure work has been done.
- *Status:* on-going.

- Installation of roofing on Admin. Bld.’s blocks C-D & B (2 ea).
- *Status:* on-going.

- Dismantling of 2SQ-50 type compressor unit No. 2, 3, 4, 7, 9 and 12 in the machine hall of compressor station No. 14 of Gum Deniz CS & PS area, repair and access to engine and sub-base foundations coordination of output lines
- *Status:* completed

- Reconstruction of a new valve block, flow measuring unit/trap, 2 household gas separators and connection of inlet and outlet lines to the existing system in the area of the well#005at GD area.
- *Status:* Works on-going, 50% of work is done.

- Gum-Deniz field, connection of the old gas lift pipeline along the entrance road, water line at the entrance road and close to "Halikarnas" restaurant and installation of vertical pipeline supports on it, connection of the pump on the existing water line with the old gas lift line
- *Status:* Works on-going, 85% of work is done.

- Laying of 20” production pipeline from GNAS-1 located in the Zyxh field to the 2000m tank farm at oil Prep. & Transp. Field and connection to the existing technological system. Installation of service areas for 20 ” gate valve junctions
- *Status:* Works on-going, 90% of work is done.

- In order to relocate the 6 / 0.4kV Distribution Unit No. 13 located in the Gum-deniz area, PLT9, installation of 20x10m square ground on the newly hammered piles in the northern part of the causeway where the intersection-PLT9, and connection to the causeways, relocation to the area to be expanded.
- *Status:* Works on-going, 30% of work is done.

- Setting up the injection system to maintain formation pressure in the wells 454,476 & 543 at PLT450 of GD field.
- *Status:* completed.

- In order to ensure the stability of the separators’ bottom frames at PLT175 of Bahar field, repair work, assembly and welding of GYM 1 in the designated part in the western part of the residential block were completed.
- *Status:* completed.

- Repair and installation works were carried out as preparation for workover ops. in the wells 172 , 167 ,169 & 165 at PLT168.
- *Status:* completed.

- As for the installation of comb type separator, 2 separators and technological pipelines, and to repair the platform, 18 new piles of 20”pipes were hammered, 8 10x10m metal panels and 2 GYMs were installed at Bahar field.
- *Status:* Works on-going, 50% of work is done.
- As for preparation for WO ops. in the well#134 at PLT136 of Bahar field, carrying out repairs and installation works on the working area.
- *Status:* temporary suspended.
- As for preparation for WO ops. in the wells#196 & 197 atPLT196 of Bahar field, carrying out repairs and installation works on the working area
- *Status:* works on-going.
- Completed concrete and brickwork of the oil trap at Oil Prep. & Transportation field, side walls were plastered from the outside
- *Status:* works on-going.
- Completed painting and covering of the side wall at the pump station at Oil Prep. & Transportation field in order to complete the project of a formation water flow closed system.
- *Status:* works on-going
- Repair of the smoke channel and cellar of heater No. 1 at Tank Farm.
- *Status:* completed
- Forty six (46) construction safety seminars were held

IV- SUBSURFACE: *Reported by Ray Larijani*

a) 2019 BEOC Forecast Production Actual Versus Plan

- 2020 actual oil and condensate production was **28 169 t**, down 30 % from budgeted **40 082 t**.
- 2020 actual free gas production was **211 683** thousand m3, down 9 % from budgeted **231 566** thousand m3
- 2020 actual solution gas production was **25 677** thousand m3, down 5 % from budgeted **26 921** thousand m3

b) 2020 Well Fund Information

- The total drilled wells fund for Bahar Field is 203 wells, including 104 abandons wells. On January 1 2021, the existing Well Fund in Bahar field includes 23 wells, of which 12 wells are Active and 11 wells are Inactive.
- The total drilled wells fund for Gum Deniz Field is 499 wells, including 343 wells abandoned. On January 1 2021, the existing Well Fund in Gum Deniz field includes 51 wells, of which 29 wells are Active and 22 wells are Inactive.

c) Mitigating Production Problems in Gum Deniz Field

- Different production optimization methods were implemented: hot oil treatment is effective in removing paraffin buildup, although for more consistent production volumes there are new chemical paraffin-inhibitor products being employed to inhibit paraffin buildup and preserve production rates for a longer time between required interventions. Choosing proper lift technology ESP or gas lift depending on the amount of oil, water, dissolved gas and sand / solid particles.

- Systematically measure the bottom hole depth and washout the sand plug if needed.
- Acid treatment to reduce skin as a result of the near wellbore damage.
- Application of soap-sticks to prevent fluid accumulation in gas wells.
- Squeezing cement into open perforations in the high water cut zones to isolate from well production.

Reservoir management

d) Field Dynamic Reservoir Simulation

- The following main projects were carried in 2020:

Geo-modeling:

- Geo-models were built for the following formations:
- Bahar BVI
- Bahar BX/BIX/FS
- GD BVIII

Simulation models:

Gum Deniz field

- Gum Deniz field in 2020

- In support of current water injection pilot (GD_520, GD_445) a simulation model was developed of all flow units in BVIII formation. Model was History matched to some 80 wells and it predicts well performances and indicated some 10MMm3 of MOV in this formation remaining.
- Predictions were run based on GD BX/FS model developed in 2019 in support of platform 250 reconstruction and re-entry of 3 wells to recover oil from the “attic” block.
- Prediction were run based GD BIX/X_NW model developed in 2019 in support of GD_476 and GD_477 pilot injection program.

- Bahar

- BVI in Bahar has estimated 10BCM of gas remaining in place from previous material balance studies. A simulation model was developed and history matched to some 30 wells. The model validates the remaining gas volume and was used to predict performance of two new re-entry work overs in BHR_196 and BHR_197 intended to be completed in BVI formation.

- Seismic

Gum Deniz

- Fault and horizon structural models have been updated as follows:
- South Gum Deniz
- Gum Deniz BVIII formation in support of simulation modeling
- Gum Deniz BX/IX formations in support simulation study
- Gum Deniz (Island area and to the South) Qala and PK formations

Bahar

2D seismic was used to update fault and horizon structural model for the following:

- BVI in support of simulation study
- BVII fault system review
- B VIII fault system review
- NKP in support of simulation study
 - IX/X/FS in support of simulation study

Wells logged/re-logged:

Gum Deniz field : GD-012 INNK, GD-456 INNK

Bahar field: B-144 NGL, B-169 NGL

GumDeniz field WaterFlood

Horizon VIII

- GD-520 on PLT-209a is an injection well and GD-445 is the offset production well. GD-520 started injection on 18 February 2020 with 100 atm injection pressure and 255m³/d injected water volume. Current injection pressure is 85 atm, daily injected water volume is 255 m³.
- GD-445 Perforated on January 2020. Production increased from 1m³/d oil, 6m³/d water to maximum of 24.5 m³/d oil, 35m³/d water. Currently produces 2m³/d oil, 23m³/d water. There is a plan to perforate additional interval (2322 – 2324m). It is also planned to deploy mud-acid (HF/HCL) combination in this well to remove near well bore damage – primarily as a result of suspected fines migration during injection operation. This will improve overall liquid rate from this well and result in great oil-cut.

Horizon X

- GD-476 based PLT-450 is an injection well. GD-477 is an offset production well. GD-477 produced 4m³/d oil, 2.5 Mm³/d solution gas, 200m³/d water. Perforated on July 2020, oil decreased to 0.5m³/d and because of low production decided to stop injection on 31 August 2020.
- GD-476 injection started on 5 February 2020. Injection stopped on 26 November 2020. Injection pressure was 175 atm, daily injected water volume was 125 m³. The lack of response to injection is probably due to the very low reservoir pressure in this formation in this part of the field.

V - FINANCE: *Reported by Rasul Gafarov*

a) On a Monthly Base:

- Completed Dec-19 – Nov-20 accounting cycles in accordance with the monthly schedule.
- According to JOA issued Dec-19 – Nov-20 Monthly reports to Contractor Parties.
- According to JOA Jan-20 – Jan-21 Cash Calls distributed to Contractor Parties.
- Issued Dec-19 – Nov-20 Additional Monthly reports to Contractor Parties shown below.
- Issued and distributed Dec-19 – Nov-20 Monthly departmental cost reports to Budget Holders / Department Managers.
- Issued and submitted Dec-19 – Nov-20 monthly reports to government bodies.
- Prepared and submitted monthly Dec-19 – Nov-20 Financial Highlights report to the

Management.

b) On a Quarterly Base:

- According to JLA issued quarterly reports related to 4Q-18 – 3Q-19 were submitted to Contractor Issued 4Q-19 - 3Q-20 Additional quarterly reports to Contractor Parties.
- Prepared and submitted 4Q-19 - 3Q-20 quarterly financial reports required for GPI.

c) On an Annual Base:

Continue preparation for 2019 Audit of below shown reports and actions:

- BEL Group Audit - finalized;
- BEOC Cost Recovery Report;
- BEL Profit Tax Return - finalized;

A summary of Production, Revenue, Opex and Capex standing related up to 4Q-2020 is shown in the table below:

Production	Actual	Approved Budget	Over/(Under) Difference	Performance, %
Natural Gas Production, boe	1,207,337	1,362,957	(155,619)	89%
Crude Oil Production, bbl	208,792	298,191	(89,399)	70%
Petroleum Production, boe	1,416,129	1,661,147	(245,018)	85%

USD '000

Revenue	Actual	Approved Budget	Over/(Under) Difference	Performance, %
Natural Gas Sales	19,107	21,999	(2,892)	87%
Crude Oil Sales	8,281	17,146	(8,865)	48%
Petroleum Sales	27,388	39,145	(11,757)	70%

Costs	Actual	Approved Budget	Over/(Under) Difference	Performance, %
Capital Costs (CAPEX)	2,846	12,435	(9,589)	23%
Operating Costs (OPEX) Net of Recoveries by Third Parties	23,296	28,510	(5,215)	82%
Non-Recoverable Costs (Non-Rec)	0	47	(46)	1%
Total Costs	26,142	40,992	(14,850)	64%

Capital Costs:				
Construction	653	4,953	(4,300)	13%
Production Equipment and Facilities	972	2,815	(1,843)	35%
CAPEX Other	10	89	(79)	11%
Workover	1,212	4,409	(3,197)	27%
Seismic and G&G	-	170	(170)	0%
Capital Costs	2,846	12,435	(9,589)	23%

Operating Costs:				
Personnel Costs	11,824	14,436	(2,612)	82%
Insurance Cost	738	853	(115)	86%
Electricity, Water, Sewage, Gas Usage	1,253	1,807	(554)	69%
Fuel	68	159	(91)	43%
SOCAR and State Services	455	657	(202)	69%
Rental of Transportation and Other Equipment	4,745	5,215	(470)	91%
Repair and Maintenance - Wells	1,103	1,286	(183)	86%
Repair and Maintenance - Facilities	2,363	2,565	(202)	92%
Materials and Spare Parts - Other	44	154	(110)	29%
Third Party Services	243	316	(73)	77%
General and Administrative Expenses	446	586	(140)	76%
Services Provided by Shareholders	13	475	(462)	3%
Operating Costs	23,296	28,510	(5,215)	82%
Recoveries from Third Parties	-	-	-	0%
Operating Costs Net of Recoveries	23,296	28,510	(5,215)	82%

Recoverable Costs Net of Recoveries	26,142	40,946	(14,804)	64%
--	---------------	---------------	-----------------	------------

Non-Recoverable Costs:				
Non-Recoverable - Training	0	47	(46)	1%
Non-Recoverable Costs	0	47	(46)	1%

- Both actual and presented budget revenue figures are gross amount and include compensatory petroleum.

VI – LEGAL PROCESS: *Reported by Ahmadiyya Musayev*

a) Contract review and negotiation

- Contractual review work continued working on and attending negotiations related to various purchase, service and other commercial contracts, as well as advising on different contractual issues, including drafting and reviewing memorandums, working on contractual issues related with governing agreements, preparing and reviewing termination notices, amendments, protocols, non-

disclosure agreements. Provision of legal support continued with respect to issues arising from payment obligations to various vendors, settlement agreements and other business communication was drafted, reviewed, negotiated and executed. Redundancy of one vice-president position was implemented; Order on restructuring of Admin and Security departments and change of subordination was issued, multiple related documents were prepared in connection with this restructuring; Draft Deed of Novation on transfer of rights and obligations under GSA from SOCAR to Azercontract was reviewed.

b) Government relations

- The letter was prepared and sent to the President of Azerbaijan and to President's Administration regarding delays of payments for natural gas sold. Analysis were made and response letter was sent to SOCAR VP regarding BEOC's contract with FHH, call out basis transfer support was requested; Letter was prepared and sent to SOCAR to respond to allegations by Mirvari Gahramanli;

c) Corporate issues

- Subsequent registration and appointment/removal actions were carried out in Azerbaijan and UAE; Board Resolutions were drafted to address outstanding liabilities to certain vendors. Board changes were finalized at JAFZA due to departure of one of the BEOC Board members;

d) Expat employee documentation/visas

- Work on applying for and obtaining residency/work permits and registration with the State Migration Service continued applying new SOCAR approved system of application for work & temporary residency permits. All the expat employees of the Representative Office possessed the required documents and registrations were done timely as stipulated by law. Necessary documents were prepared and filed with State Migration Service for the terminated expat employee; A new letter was prepared and sent to the Operational Headquarters under the Cabinet of Ministers, State Migration Service and Ministry of Foreign Affairs for obtaining a visa for Rep Office President.

e) Other Legal Issues/Document Control and Translation/Interpretation Support

- Meetings were held with Trade Union Chairman re salary delays and confrontations at G&G Department; Redundancy of one vice-president position was implemented; Order on restructuring of Finance, Procurement, Materials and Logistics departments, as well as Operations Department and change of subordination was issued, multiple related documents were prepared in connection with this restructuring; necessary package of documents was prepared, liaised with SOCAR and executed for the write off of marine vessel, draft new Statute for Administrative department was drafted; Actions continued for inventory of Admin, Security and IT assets; Various SOCAR inquiries for information were addressed; Contacts were maintained with SOCAR and SOCAR Upstream, Cabinet of Ministers Decisions were followed up and subsequent orders were prepared for application at the Rep Office arising from Covid-19 situation; Various delegation of authorities orders and documents were drafted and formalized including delegations from President, routine company orders were reviewed, special orders were drafted. Responses were prepared to different letters that require legal input, including to SOCAR, necessary legal support was provided to various company departments and external audit firms. Cooperation also continued within Houston office on wide range of areas, including investment, and JAFZA related issues.

f) Document control and translation

- Covering both internal and external correspondence (and archive work) and translation (both written

and verbal) functions were managed.

COMPLIANCE

- Certain vendors were checked via Risk Database and relevant supporting documents and information was provided to BEOC Board for consideration.

HUMAN RESOURCES

a) Development area

- Performance appraisal process was conducted for BEOCL employees;

b) HR Operations

- SOCAR and SOCAR Upstream were provided with headcount report;
- Employee complaints and related SOCAR and Labor Inspectorate letters were responded;
- Review of employee personal files continued, JDs and other documents were updated and filed;
- Heads of departments were provided with daily attendance reports after analysis of data;
- 15 orders issued on departmental structure changes;
- 17 correspondence was sent to third parties;
- 86 employees' position/division names were changed
- Electronic permissions were controlled and updated on e-gov to ensure uninterrupted access of employees to working places.

- *Absenteeism:*

- Sick leaves – 520

c) Recruitment and Termination

- New hire – 3
- Terminated - 58

VIII– ADMINISTRATION & SECURITY: *Reported by Ahmadiyya Musayev*

- Monthly schedules and timesheets for the Administrative and Security departments, as well as for their contractors have been prepared;
- MRs/SRs were prepared for take-off of the goods entered into Administration warehouse.
- Monthly reports on turnover goods and materials, low value goods and write off acts as well as low value goods use acts were prepared
- SRs were collected from all the structural units for stationery and consolidated list was prepared;
- Outstanding membership fee for New Azerbaijan Party was collected and transferred;
- Inventory check of Administrative Affairs Department together with gardeners of Service Division continued;

a) Security and Civil Defense Activities:

- Registration of inflow and outflow of materials, equipment, workers going to the premises via the Access Control Point # 1 is monitored on daily bases.
- The employees of Security Department measure every person's temperature with special tool whoever enters from checkpoint #1.

- Classes in all categories were held regularly and fully taught on the basis of a 15-12 hour program envisaged in the 2020 Civil Defense Annual Plan.
- The trainings and drills provided for in the Civil Defense Plan were organized and conducted in a timely manner, and the set goals were fully achieved;

IX– PROCUREMENT, MATERIALS & LOGISTICS: *Reported by Rasul Gafarov*

- 481 MRs & SRs Received;
- 465 POs and SOs prepared in SUN System;
- 31 MRs canceled/oh hold;
- 7 MRs & SRs passed to Contract/Tender;
- 55 MRs & SRs under sourcing stage.

Tender Packs under RFI – 6

- BEOCL 10165 - CS 2 Gas Separator System Renovation;
- BEOCL 10169 – Supply of steel materials;
- BEOCL 10170- Heavy Vehicle & Civil Plant Rental Services;
- BEOCL 10171 – Supply of pipes;
- BEOCL 10172 – Supply of workover’s tubular;
- BEOCL 10173 - Rent of ESP’s;

Tender Packs under ITT (bids submission period) – 6

- BEOCL 10165 - CS 2 Gas Separator System Renovation;
- BEOCL 10169 – Supply of steel materials;
- BEOCL 10170- Heavy Vehicle & Civil Plant Rental Services;
- BEOCL 10171 – Supply of pipes;
- BEOCL 10172 – Supply of workover’s tubular;
- BEOCL 10173 - Rent of ESP’s;

Tender Packs under evaluation – 5

- BEOCL 10165 - CS 2 Gas Separator System Renovation;
- BEOCL 10169 – Supply of steel materials;
- BEOCL 10170- Heavy Vehicle & Civil Plant Rental Services;
- BEOCL 10171 – Supply of pipes;
- BEOCL 10172 – Supply of workover’s tubular;

Tender RCAs approved – 3

- BEOCL 10170- Heavy Vehicle & Civil Plant Rental Services;
- BEOCL 10171 – Supply of pipes;

- BEOCL 10172 – Supply of workover’s tubular;

Tendered Contracts placed – 3

- BEOCL 10170- Heavy Vehicle & Civil Plant Rental Services;
- BEOCL 10171 – Supply of pipes;
- BEOCL 10172 – Supply of workover’s tubular;

Tendered On Hold – 1

- BEOCL 10165 - CS 2 Gas Separator System Renovation;

Number of Active Contracts

- OPS/WO/LOG – 107 (incl. 16 transportation services and 18 services contracts for empl.);
- Construction - 19
- HSE – 12 (including 1 service contract for empl.);
- G&G – 11 (incl. 3 consultancy contracts & 2 contracts for payment purpose only);
- ADMIN – 19 (incl. 1 service contracts for empl.);
- HR – 5;
- ITC – 11;
- Legal – 15;
- PM – 16 (incl. 4 contracts for payment purpose only);
- Finance – 4;

Materials Division:

- **2,638,455.00 kg** handled without incident;
- WHS received **369 PO’s, 1269 line items** for the amount of **AZN 4,617,128.85**;
- WHS issued **4064 line items** for the amount of **AZN 6,072,474.88**;
- **173 (one hundred seventy three) NCR’s** raised; **165 (one hundred sixty five) NCR’s** was closed;
- Fuel station received **1,436,232.00** Liter of Diesel;
- Fuel station issued **1,503,113.00** Liters of Diesel;
- Fuel balance at January 1, 2021, is **18,898.00** Liters;

X-IT: *Reported by Eldar Eyyubov*

There were no serious violations in work of ICT department and data loss.

a) Optimization works:

- All computers in the company were upgraded with new high speed SSDisk drives;
- 20 UPSes were upgraded with new batteries;
- Geological simulation server was upgraded with new disk drive.

b) Automatization:

- Created a full address book for MS Outlook

c) Software:

- All computers have been upgraded to Windows 10;
- All computers have a new version of antivirus installed;
- Installed Socar-SAP software for finance department;
- The licenses of Kaspersky Google and Kerio were renewed.

d) Technical:

- Support

- 863 helpdesk requests were processed;
- Due to COVID-19 provided was remote access to corporate network for necessary employees;
- 75 printer cartridges were replaced;
- Installed and connected to the network equipment of relocated personal;
- Solved all problems on employees' computers;
- The necessary changes have been made to the Greenfields website.

- Maintenance

- In connection with the reconstruction roof of the head office, the antenna transmitting the Internet to remote offices was reinstalled
- Recovered were several malfunction computers, monitors and printers.
- All printers were checked
- All servers were checked and backed up.

-----**End of Report**-----